

# Incoming Volatility?

Bitcoin and Altcoin Exchange Deposits  
Spike as \$60k Support is Tested

Weekly Crypto Report  
July 2, 2026

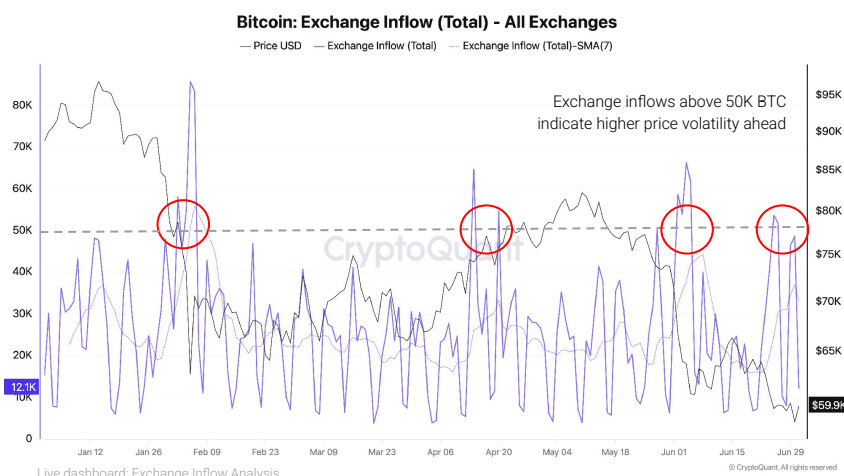
# Incoming Volatility?

## Bitcoin and Altcoin Exchange Deposits Spike as \$60k Support is Tested

[KEY TAKEAWAYS]

- Bitcoin fell to a fresh bear market low below \$58K this week and is trading around \$60K, a critical support level.** A failure to hold \$60K could accelerate selling toward the realized price of \$53K, the key on-chain valuation floor.
- Bitcoin exchange inflows spiked above 50K BTC per day,** an extremely elevated reading seen only in four other periods in 2026. Historically, spikes of this magnitude are associated with sharply higher price volatility and often precede significant directional moves.
- Large holders are driving the inflow surge.** The average Bitcoin deposit size doubled from 1 BTC to 2 BTC, indicating that whales and institutional participants—rather than retail—are moving Bitcoin to exchanges. Large-holder deposits have historically been a reliable leading indicator of downward price pressure.
- Ethereum exchange inflows also spiked above 1.25 million ETH in late June, confirming the elevated inflow signal is not isolated to Bitcoin but is a market-wide phenomenon.** Concurrent BTC and ETH inflow spikes have historically preceded elevated volatility across the crypto asset class.
- Altcoin exchange deposit transactions hit nearly 45K per day, the highest in almost two months, and matching the pattern seen before Bitcoin's recent decline from \$82K in early May to \$60K in early June.** Historically, when this threshold has been breached, it has marked an inflection point for crypto prices and the onset of elevated volatility.

**1. Bitcoin exchange inflows indicate higher price volatility ahead after total deposits spiked towards 50k BTC in a day, a rare extreme seen only four other times in 2026.** On June 30th, Bitcoin exchange inflows surged to a daily level of 49K BTC, an extremely high reading that has only occurred in four other periods in 2026. Each prior instance was associated with a time of sharply higher price volatility.

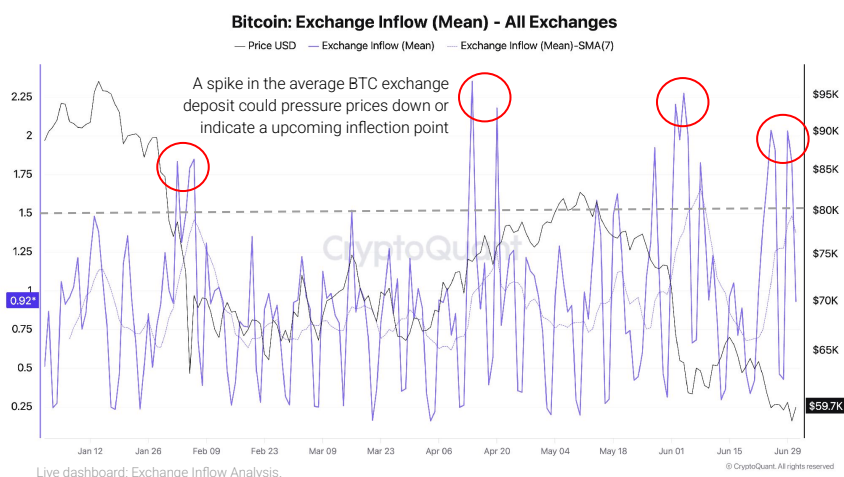


The spike coincides with Bitcoin testing the critical \$60K support level, which, if breached, could take Bitcoin towards \$53K, the realized price. At these inflow levels, the market is absorbing a large volume of Bitcoin being repositioned to exchanges, a pattern that has historically preceded significant directional moves.

## Incoming Volatility?

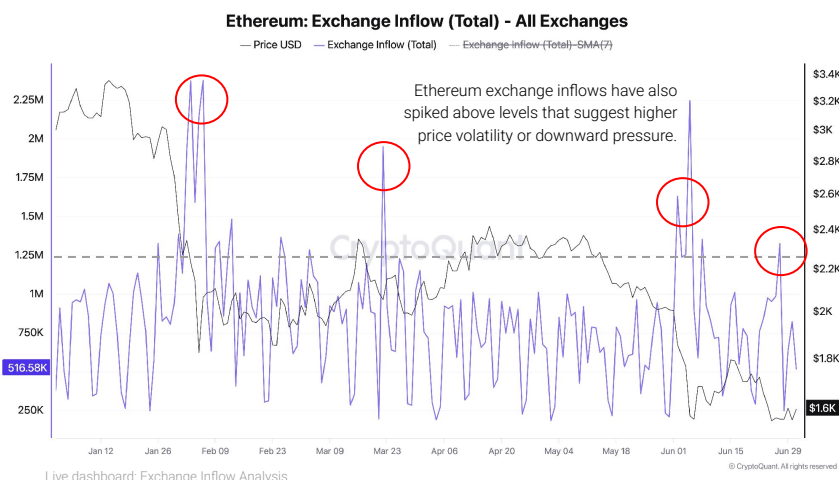
### Bitcoin and Altcoin Exchange Deposits Spike as \$60k Support is Tested

**2. Large holders are dominating exchange inflows. Bitcoin inflow surge is being driven by large-holder deposits,** with the average Bitcoin exchange deposit spiking from approximately 1 BTC to 2 BTC. This doubling of average deposit size confirms that the inflow spike is not retail-driven but reflects whales or institutional participants moving holdings to exchanges.



Historically, a spike in average deposit size from larger entities is a more bearish signal than high inflow volume alone, as it indicates deliberate repositioning rather than routine activity, and has tended to precede downward price pres

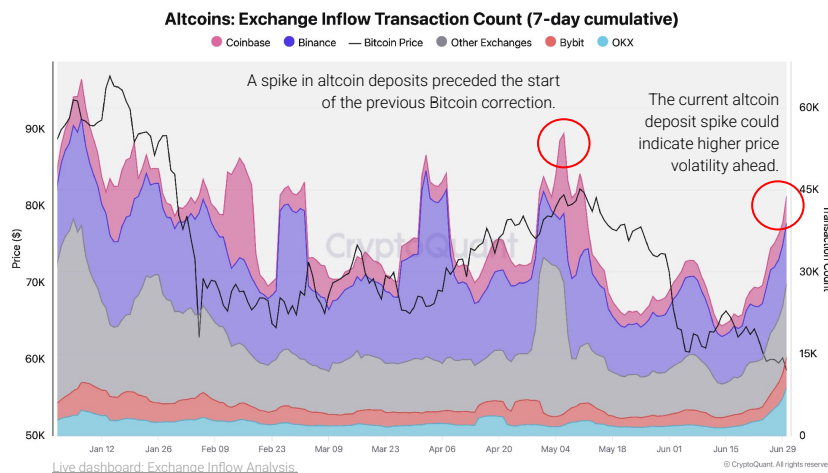
**3. Ethereum exchange inflows spike above 1.25 million eth in late June, confirming a broad market inflow signal.** Ethereum exchange inflows also surged sharply in late June, breaching the 1.25 million ETH daily level, an elevated reading consistent with heightened selling pressure. The simultaneous spike in both Bitcoin and Ethereum exchange inflows is significant: when BTC and ETH inflows surge concurrently, it signals a market-wide risk-off move rather than asset-specific activity. This cross-asset inflow pattern is historically associated with elevated volatility across the entire crypto market and increases the probability of a sustained directional move.



## Incoming Volatility?

Bitcoin and Altcoin Exchange Deposits Spike as \$60k Support is Tested

**4. Altcoin deposit transactions hit nearly 45k per day – the highest in two months and a historical inflection-point signal for prices.** The number of altcoin exchange deposit transactions spiked to nearly 45K per day, the highest daily reading in almost two months. Historically, surges in altcoin deposit transactions have marked inflection points for crypto prices and signaled increased volatility ahead. This signal already played out precisely in 2026: Bitcoin's decline from \$82K in early May to below \$58K in late June was preceded by a similar spike in altcoin deposits above 45K. With the threshold being breached again while Bitcoin tests \$60K support, the current configuration closely mirrors the pattern that preceded the prior leg down, warranting heightened caution from market participants.





Julio Moreno  
Head of Research  
X: @jjcmoreno

## Get in Contact

- **Product & Business Inquiry**  
[sales@cryptoquant.com](mailto:sales@cryptoquant.com)
- **Media & Partnership**  
[marketing@cryptoquant.com](mailto:marketing@cryptoquant.com)
- **Research Methodology**  
[research@cryptoquant.com](mailto:research@cryptoquant.com)
- **Data Methodology**  
[tech@cryptoquant.com](mailto:tech@cryptoquant.com)